
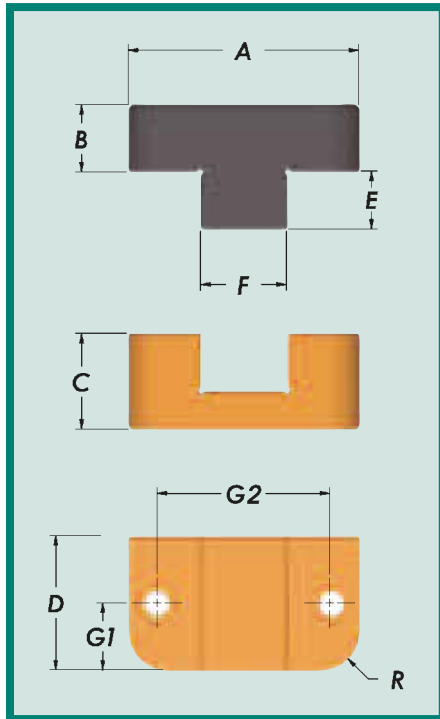





Top Locks

Male half: O-6 steel (58-60 Rc)
Black Oxide Finish
Female half: S-7 steel (54-56 Rc)
Titanium Nitrided (80 Rc)

- Supplied with socket head cap screws.
- Sold in sets only.



Catalog Number	A +.0000 -.0004	D +.000 -.002	C +.000 -.002	B +.000 -.002	E +.010 -.010	F .0001/.0003 Clearance per side	G1 +.010 -.010	G2 +.010 -.010	R	SHCS	
										MALE	FEMALE
TL62X125	1.250	.625	.625	.500	.410	.438	.312	.875	1/4	#6-32 X 5/8	#6-32 X 3/4
TOPL125	1.250	.750	.625	.500	.380	.438	.375	.875	1/4	#8-32 X 5/8	#8-32 X 3/4
TL100X150	1.500	1.000	.875	.375	.500	.500	.500	1.00	1/4	#10-32 X 1/2	#10-32 X 1
TOPL200	2.000	1.125	.875	.625	.500	.750	.563	1.375	3/8	1/4-20 X 3/4	1/4-20 X 1
TL150X250	2.500	1.500	1.375	.625	.750	1.000	.750	1.750	3/8	1/4-20 X 3/4	1/4-20 X 1-1/2
TOPL300	3.000	1.750	1.250	.875	.750	1.125	.875	2.250	1/2	5/16-18 X 1	5/16-18 X 1-1/4
TL200X350	3.500	2.000	1.750	.750	1.00	1.500	1.00	2.500	1/2	3/8-16 X 7/8	3/8-16 X 2